

Victor Division  
**RCA Victor Company, Inc.**  
 Camden, N. J.

**SUPPLEMENT TO  
 Service Bulletin No. 1**

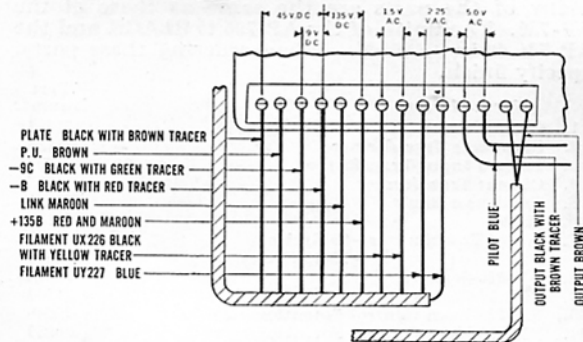
(This Supplement does not supersede Service Bulletin No. 1, nor any previous Supplement to Service Bulletin No. 1).

**POWER-AMPLIFIER UNIT AP-736-B**

The power-amplifier unit AP-736-B is a two stage amplifier of essentially the same design as the AP-736, with the addition of A, B, and C power supply for the radio set. The Radiotron UX-226 is used in the first stage of amplification, the UX-250 in the second, and the UX-281 rectifiers. The power consumption of the unit is approximately 150 watts.

The unit differs from the AP-736 in the power transformer, the input transformer, and the terminal strip. A tapped portion of the primary of the input transformer is connected through the transfer switch to the low impedance electric pickup.

*The service points outlined in subjects 2 to 5 inclusive of Supplement to Service Bulletin No. 1, dated March 21, 1928, apply to the AP-736-B.*



**Fig. 1—Terminal Strip of Power Amplifier Unit AP-736-B—showing proper voltages across various terminals.**




Fig. 2—Top View of Power Amplifier Unit AP-736-B.

#### PARTS LIST AP-736-B

NOTE—It will be seen from the list below that many of the parts are the same as those of the AP-736. The finish of the AP-736 is BLACK and the AP-736-B is BROWN. When ordering these parts, specify finish.

Name of Part	Part Number
1. Output Filter	21184
2. Interstage Transformer	21185
3. Tapped Input Transformer	21737
4. Output Transformer	21187
5. Condenser Bank	21188
6. Choke	21189
7. Power Transformer—60 Cycles	21739
—25-40 Cycles	21708
8. UX-226 Socket	21194
9. UX-250 Socket	21194
10. UX-226 Hum Control Potentiometer	20640
11. UX-250 Hum Control Potentiometer	20639
12. Terminal Strip	21736
13. Field Plug Receptacle (Polarity)	21193
14. Power Line Voltage Switch	20638
15. Connection Plug—110 Volts A. C.	17111




Fig. 3—Bottom View of Power Amplifier Unit AP-736-B.

#### PARTS LIST AP-736-B—Continued

Name of Part	Part Number
16. UX-281 Socket	21194
Rubber Insulating Eyelet (Not Shown)	21715
Metal Rod for Resistors (Not Shown)	21716
17. UX-226 Socket (Same as No. 8)	
18. Input Transformer (Same as No. 3)	
19. Condenser	21196
20. UX-250 Socket (Same as No. 9)	
21. Terminal Strip (Same as No. 12)	
22. UX-226 Hum Control Potentiometer	(Same as No. 10)
23. Output Transformer (Same as No. 4)	
24. UX-250 Hum Control Potentiometer	(Same as No. 11)
25. Pilot Lamp Filament Resistor	21735
26. Choke (Same as No. 6)	
27. Field Plug Receptacle (Same as No. 13)	
28. UX-281 Socket (Same as No. 16)	
29. Power Line Voltage Switch (Same as No. 14)	
30. Interstage Transformer (Same as No. 2)	
31. Output Filter (Same as No. 1)	
32. Condensers (Same as No. 5)	
33. Tapped Resistor	21738
34. Fixed Resistor 7900 Ohms	21198
35. Power Transformer (Same as No. 7)	

